



## Slater Investments

### Fund Objective

The investment objective of the Slater Growth Fund is to achieve long-term capital growth by investing in attractively priced companies that exhibit superior, sustainable growth potential.

### The Fund

Manager Name: Mark Slater  
 Launch Date: 31/12/2012  
 Launch Offer Price: 100.00p  
 Fund Size: £1,489.90m  
 IA Sector: UK All Companies

### Price Information

Single Price: 818.66p  
 Unit Type: Accumulation  
 Pricing: Daily

### Charges

Initial Charge: None  
 OCF (includes AMC): 0.78%  
 AMC: 0.75%

OCF = Ongoing Charges // AMC = Annual Management Charge. Visit our [website](#) for a detailed explanation.

### Dealing

Frequency: Daily  
 Minimum Investment: £3,000  
 Subsequent Minimum: £1,000

### Identifiers

ISIN: GB00B7T0G907  
 SEDOL: B7T0G90



Signatory of:



# Slater Growth Fund – P Accumulation

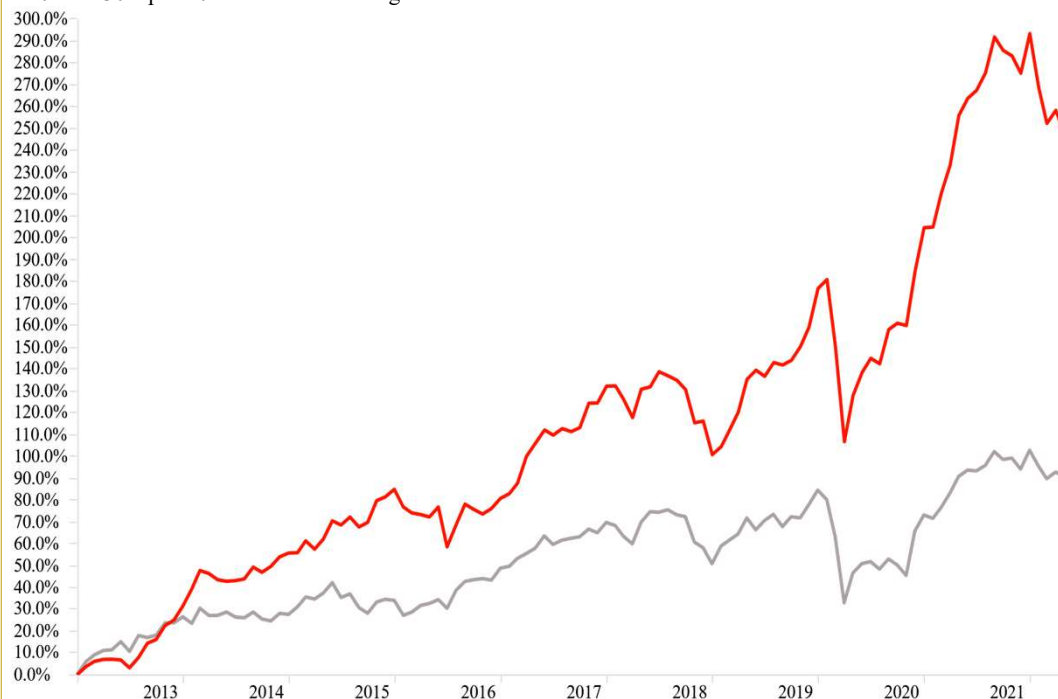
Fund Fact Sheet  
 30 April 2022



Mark Slater, CIO

### Fund Performance

Performance of the Fund and the IA sector on a mid price with all net income reinvested from 31 December 2012 to 30 April 2022. Source: Morningstar.



– Slater Growth P Acc

– IA UK All Companies

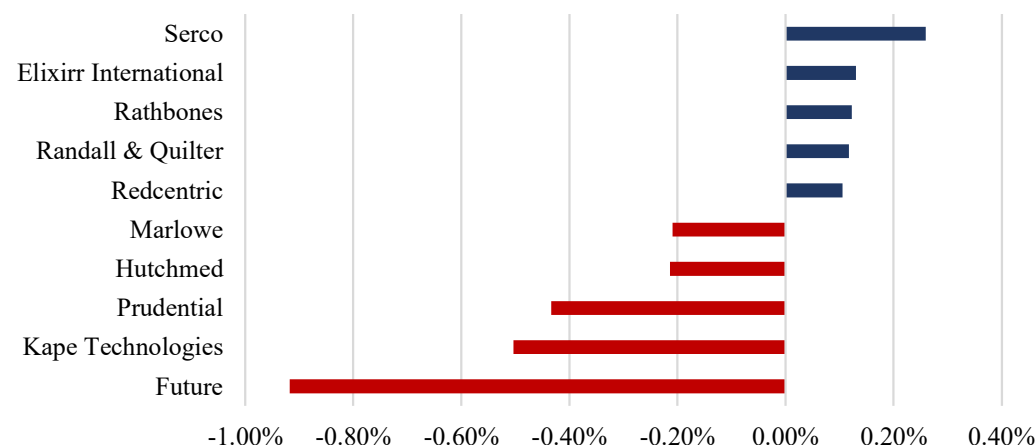
### Cumulative Performance

Cumulative performance of the Fund and the IA sector on a mid price with all net income reinvested to 30 April 2022. Source: Slater Investments Ltd. and Morningstar.

Period	1m	YTD*	1y	3y	5y	SI**
Fund	-3.01%	-11.67%	-2.36%	+47.74%	+68.89%	+247.16%
IA Sector	-1.14%	-6.03%	-0.10%	+10.95%	+20.69%	+86.92%

\*YTD = Year To Date \*\*SI = Since Inception

### Top 5 Contributors and Detractors

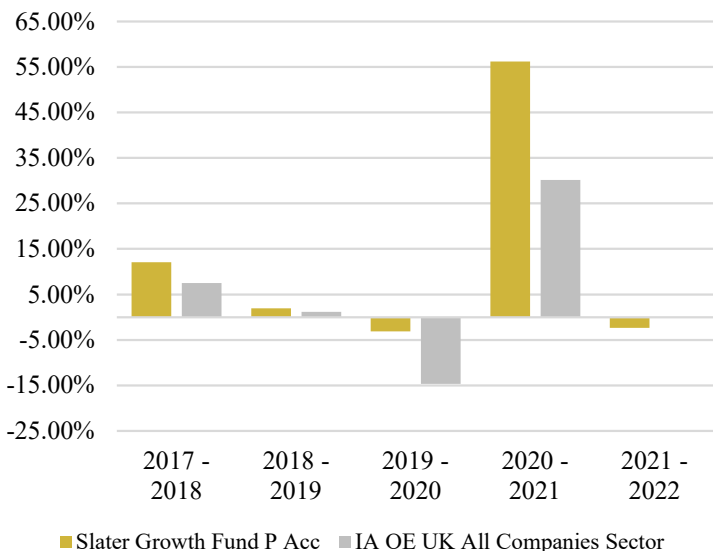


Contribution for the period 1 April 2022 to 30 April 2022 on a mid to mid basis using the 16:30 closing prices of stocks. The Fund is priced at midday. Therefore the graph above is only illustrative of where the contribution has come from and should not be regarded as absolute. Source: Slater Investments Ltd.

Please read the risk warning overleaf. Past performance is not necessarily a guide to the future. The value of your investment can go down as well as up; you could receive back less than you have invested.

## Discrete Year Performance

Percentages are calculated using the mid price for the year April to April with net income reinvested. Source: Slater Investments Ltd. and Morningstar



Period	Slater Growth Fund P Accumulation	IA OE UK All Companies
30/04/2021 - 30/04/2022	-2.36%	-0.10%
30/04/2020 - 30/04/2021	+56.22%	+30.15%
30/04/2019 - 30/04/2020	-3.14%	-14.67%
30/04/2018 - 30/04/2019	+1.97%	+1.16%
30/04/2017 - 30/04/2018	+12.11%	+7.53%

## Top 10 Holdings

Instrument	%
Future	5.32%
Serco	4.96%
Tesco	4.32%
Next Fifteen	4.18%
Kape Technologies	3.75%
Prudential	3.56%
Alliance Pharma	2.83%
Marlowe	2.24%
JTC	2.22%
Brewin Dolphin	2.05%

## All Sectors

Sector	%	Sector	%
Commercial & Professional Services	15.57%	Health Care Equipment & Services	1.87%
Media & Entertainment	11.30%	Real Estate	1.08%
Software & Services	10.75%	Technology Hardware & Equipment	0.92%
Diversified Financials	6.87%	Banks	0.65%
Consumer Services	6.68%	Capital Goods	0.62%
Insurance	5.57%	Retailing	0.45%
Pharmaceuticals & Biotechnology	5.06%	Consumer Durables & Apparel	0.42%
Food & Staples Retailing	4.32%	Transportation	0.39%
Materials	3.09%	Household & Personal Products	0.24%

Calculated using the 16:30 closing prices of stocks on a mid basis. Source: Slater Investments Ltd.

## Contact Details

### Slater Investments Limited

Nicholas House, 3 Laurence Pountney Hill  
London, EC4R 0EU  
www.slaterinvestments.com

### To deal in the Fund:

JTC Fund Services (UK) Ltd.  
+44 (0) 203 893 1001  
Slater.dealing@jtcgroup.com

### General Enquiries:

Lisa Letham  
+44 (0) 207 220 9365  
lisa@slaterinvestments.com

**Risk Warning: Past performance is not necessarily a guide to the future. The value of investments and the income from them may go down as well as up. Investors may not receive back their original investment. The Fund has a concentrated portfolio which means greater exposure to a smaller number of securities than a more diversified portfolio. Charges are not made uniformly throughout the period of the investment. This Fund invests in smaller companies and carries a higher degree of risk than funds investing in larger companies. The shares of smaller companies may be less liquid and their performance more volatile over shorter time periods. The Fund can also invest in smaller companies listed on the Alternative Investment Market (AIM) which also carry the risks described above. The Fund may invest in derivatives and forward transactions for the reduction of risk or costs, or the generation of additional capital or income with an acceptably low level of risk which is unlikely to increase the risk profile of the Fund significantly. This**

**document is provided for information purposes only and should not be interpreted as investment advice. If you have any doubts as to the suitability of an investment, please consult your financial adviser.**

**The latest Key Investor Information Document and Prospectus are available free of charge from Slater Investments Ltd and on their website. You are required to read the Key Investor Information Document before making an investment. Telephone calls may be recorded. Slater Investments Ltd, which is authorised and regulated by the Financial Conduct Authority, is the manager of the Slater Growth Fund. Slater Investments Ltd address is Nicholas House, 3 Laurence Pountney Hill, London, EC4R 0EU.**

© All text and images. Slater Investments Ltd 2022.