



Slater Investments

Fund Objective

To produce an attractive and increasing level of income while additionally seeking capital growth by investing predominantly in UK listed equities. The Fund may invest in small, medium and large companies.

The Fund

Manager Name: Mark Slater
Launch Date: 31/12/2012
Fund Size: £64.26m
IA Sector: UK Equity Income

Price Information

Single Price: 145.81p
Unit Type: Income
Pricing: Daily
Historic Yield: 5.86%

Charges

Initial Charge: None
OCF (includes AMC): 0.86%
AMC: 0.75%

OCF = Ongoing Charges // AMC = Annual Management Charge. Visit our [website](#) for a detailed explanation.

Dealing

Frequency: Daily
Minimum Investment: £5,000,000
Subsequent Minimum: £1,000

Income Distribution Dates

31 March: 30 June
30 September: 31 December

Identifiers

ISIN: GB00B905XJ71
SEDOL: B905XJ7



Signatory of:



Slater Income Fund – P Income

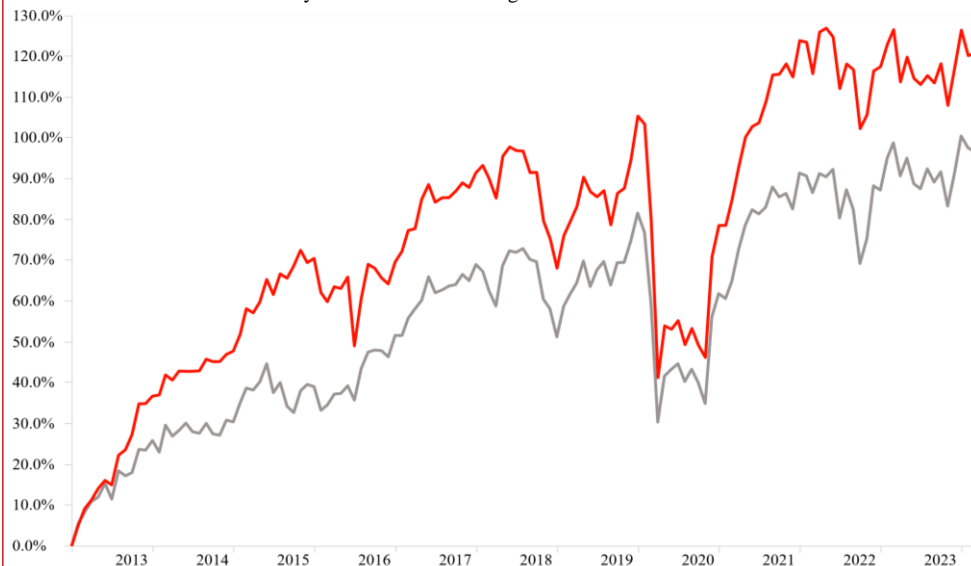
Fund Fact Sheet
29 February 2024



Mark Slater, CIO

Fund Performance

Performance of the Fund and the IA sector on a mid to mid pricing basis with all net income reinvested from 31 December 2012 to 29 February 2024. Source: Morningstar.



– Slater Income P Inc

– IA UK Equity Income

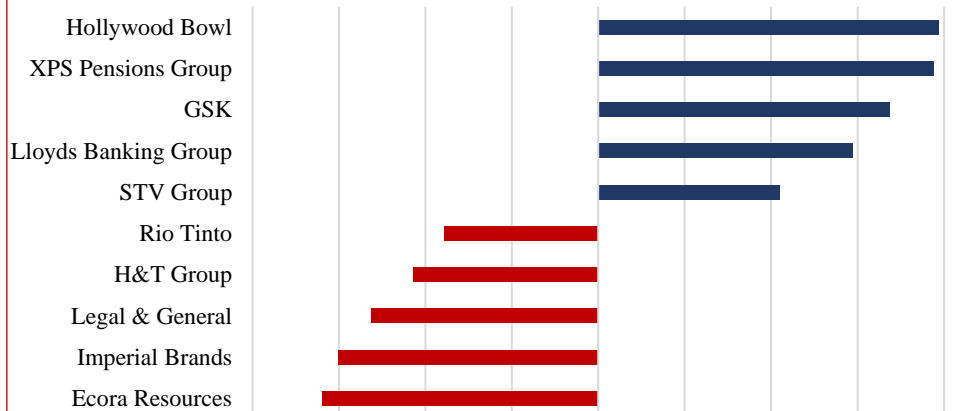
Cumulative Performance

Cumulative performance of the Fund and the IA sector on a mid to mid pricing basis with all net income reinvested to 29 February 2024. Source: Slater Investments Ltd. and Morningstar.

| Period | 1m | YTD* | 1y | 3y | 5y | SI** |
|-----------|--------|--------|--------|---------|---------|----------|
| Fund | +0.25% | -2.52% | -2.57% | +19.45% | +23.02% | +114.76% |
| IA Sector | -0.46% | -1.89% | -1.07% | +19.43% | +21.77% | +90.99% |

*YTD = Year To Date **SI = Since Inception

Top 5 Contributors and Detractors

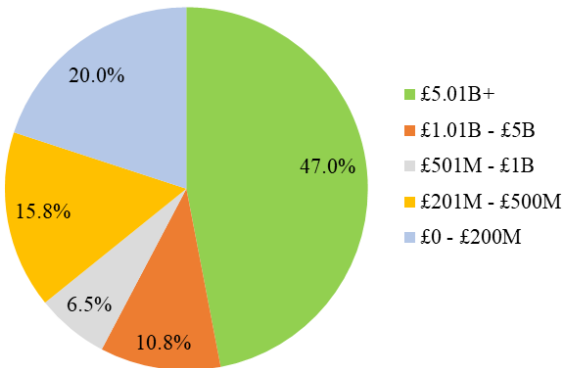


Contribution for the period 1 February 2024 to 29 February 2024 on a bid to bid basis using the 16:30 closing prices of stocks. The Fund is priced on a mid to mid basis at midday. Therefore, the graph above is only illustrative of where the contribution has come from and should not be regarded as absolute. Source: Slater Investments Ltd.

Please read the risk warning overleaf. Past performance is not necessarily a guide to the future. The value of your investment can go down as well as up; you could receive back less than you have invested.

Market Capitalisation Breakdown

Market capitalisations of Fund holdings are calculated using closing prices of the last business day of the month and exclude cash. Source: Slater Investments Ltd. and Refinitiv Eikon



Discrete Year Performance

Percentages are calculated using the mid price for the year February to February with net income reinvested. Source: Slater Investments Ltd. and Morningstar

| Period | Slater Income Fund P Income | IA OE UK Equity Income |
|-------------------------|--------------------------------|---------------------------|
| 28/02/2023 - 29/02/2024 | -2.57% | -1.07% |
| 28/02/2022 - 28/02/2023 | +5.01% | +6.55% |
| 28/02/2021 - 28/02/2022 | +16.76% | +13.29% |
| 29/02/2020 - 28/02/2021 | +2.65% | +3.21% |
| 28/02/2019 - 29/02/2020 | +0.32% | -1.21% |

Top 10 Holdings Out of 41

| Instrument | % |
|----------------------|-------|
| Shell | 6.66% |
| GSK | 4.82% |
| M&G | 4.75% |
| Legal & General | 4.74% |
| XPS Pensions Group | 4.27% |
| BP | 3.90% |
| SSE | 3.82% |
| Tesco | 3.63% |
| Imperial Brands | 3.47% |
| Lloyds Banking Group | 3.28% |

All Sectors

| Sector | % | Sector | % |
|----------------------------------|--------|------------------------------------|--------|
| Integrated Oil & Gas | 10.56% | Diversified Metals & Mining | 3.29% |
| Asset Management & Custody Banks | 9.93% | Transaction & Payment Services | 3.27% |
| Life & Health Insurance | 9.55% | Leisure Facilities | 3.24% |
| Diversified Banks | 9.37% | Construction & Engineering | 3.12% |
| Pharmaceuticals | 4.82% | Consumer Finance | 3.07% |
| Diversified Financial Services | 4.75% | Broadcasting | 2.70% |
| Electric Utilities | 3.82% | Building Products | 2.50% |
| Food Retail | 3.63% | Oil & Gas Exploration & Production | 2.50% |
| Tobacco | 3.47% | Distributors | 2.14% |
| | | Other | 10.72% |

Calculated using the 16:30 closing prices of stocks on a bid basis. Source: Slater Investments Ltd.

Contact Details

| Slater Investments Limited | To deal in the Fund: | General Enquiries: |
|--|-----------------------------|----------------------------|
| Nicholas House, 3 Laurence Pountney Hill | JTC Fund Services (UK) Ltd. | Lisa Letham |
| London, EC4R 0EU | +44 (0) 203 893 1001 | +44 (0) 207 220 9365 |
| www.slaterinvestments.com | Slater.dealing@jtcgroup.com | lisa@slaterinvestments.com |

Risk Warning: Past performance is not necessarily a guide to the future. The value of investments and the income from them may go down as well as up. Investors may not receive back their original investment. The Fund has a concentrated portfolio which means greater exposure to a smaller number of securities than a more diversified portfolio. Charges are not made uniformly throughout the period of the investment. This Fund invests in smaller companies and carries a higher degree of risk than funds investing in larger companies. The shares of smaller companies may be less liquid and their performance more volatile over shorter time periods. The Fund can also invest in smaller companies listed on the Alternative Investment Market (AIM) which also carry the risks described above. The Fund may invest in derivatives and forward transactions for the reduction of risk or costs, or the generation of additional capital or income with an acceptably low level of risk which is unlikely to increase the risk profile of the Fund significantly. This

document is provided for information purposes only and should not be interpreted as investment advice. If you have any doubts as to the suitability of an investment, please consult your financial adviser.

The latest Key Investor Information Document and Prospectus are available free of charge from Slater Investments Ltd and on their website. You are required to read the Key Investor Information Document before making an investment. Telephone calls may be recorded. Slater Investments Ltd, which is authorised and regulated by the Financial Conduct Authority, is the manager of the Slater Income Fund. Slater Investments Ltd address is Nicholas House, 3 Laurence Pountney Hill, London, EC4R 0EU.