



## Slater Investments

### Fund Objective

The investment objective of the Slater Growth Fund is to achieve long-term capital growth by investing in attractively priced companies that exhibit superior, sustainable growth potential.

### The Fund

Manager Name: Mark Slater  
Launch Date: 31/12/2012  
Fund Size: £1,248.31m  
IA Sector: UK All Companies

### Price Information

Single Price: 865.54p  
Unit Type: Accumulation  
Pricing: Daily

### Charges

Initial Charge: None  
OCF (includes AMC): 0.78%  
AMC: 0.75%

OCF = Ongoing Charges // AMC = Annual Management Charge. Visit our [website](#) for a detailed explanation.

### Dealing

Frequency: Daily  
Minimum Investment: £5,000,000  
Subsequent Minimum: £1,000

### Identifiers

ISIN: GB00B7T0G907  
SEDOL: B7T0G90

Signatory of:



# Slater Growth Fund – P Accumulation

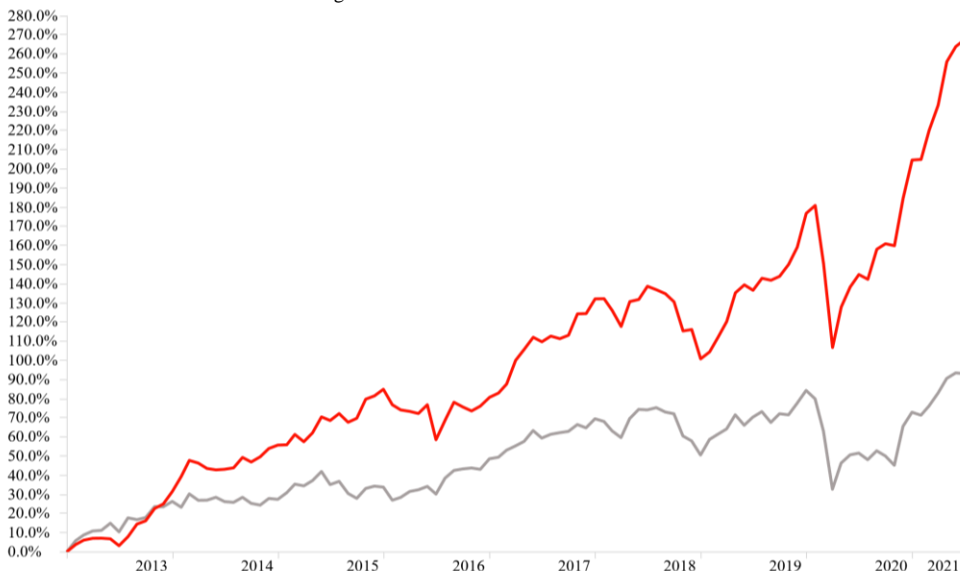
Fund Fact Sheet  
30 June 2021



Mark Slater, CIO

### Fund Performance

Performance of the Fund and the IA sector on a mid price with all net income reinvested from 31 December 2012 to 30 June 2021. Source: Morningstar.



– Slater Growth P Acc

– IA UK All Companies

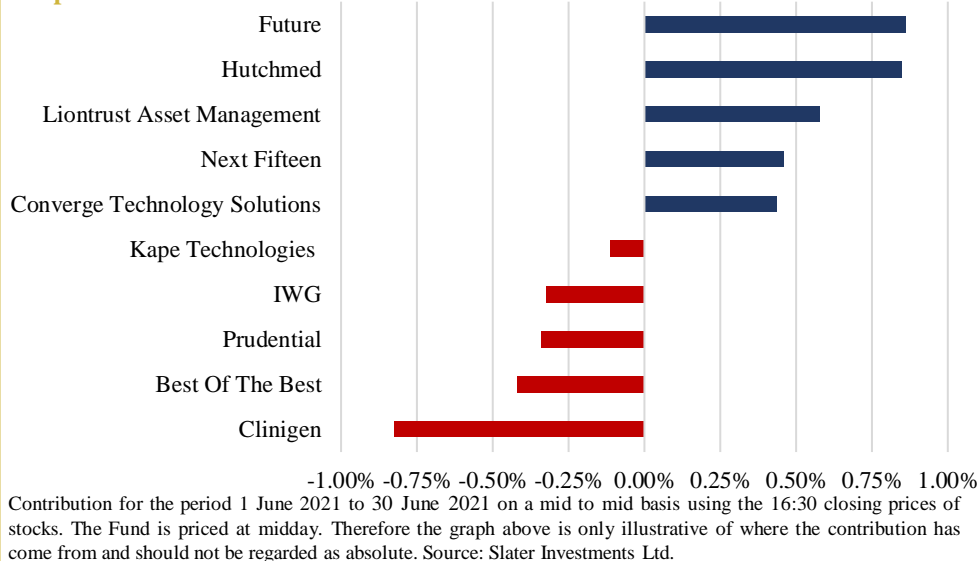
### Cumulative Performance

Cumulative performance of the Fund and the IA sector on a mid price with all net income reinvested to 30 June 2021. Source: Slater Investments Ltd. and Morningstar.

Period	1m	YTD*	1y	3y	5y	SI**
Fund	+0.99%	+20.62%	+50.08%	+53.94%	+131.74%	+267.04%
IA Sector	-0.19%	+11.65%	+27.36%	+10.86%	+48.26%	+89.59%

\*YTD = Year To Date \*\*SI = Since Inception

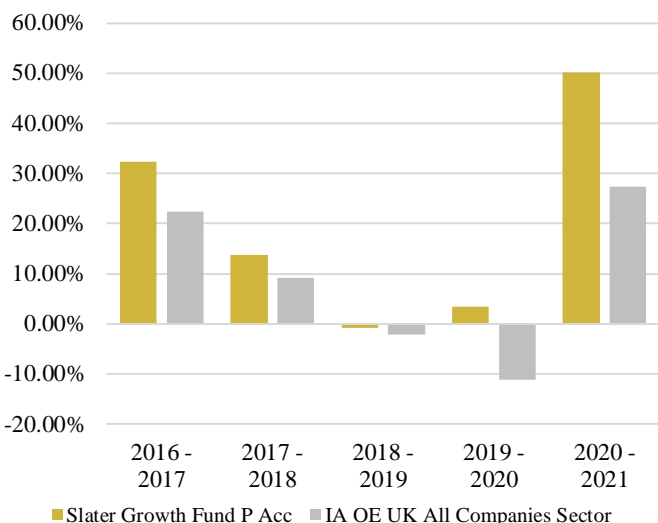
### Top 5 Contributors and Detractors



Please read the risk warning overleaf. Past performance is not necessarily a guide to the future. The value of your investment can go down as well as up; you could receive back less than you have invested.

## Discrete Year Performance

Percentages are calculated using the mid price for the year June to June with net income reinvested. Source: Slater Investments Ltd. and Morningstar



Period	Slater Growth Fund P Accumulation	IA OE UK All Companies
30/06/2020 - 30/06/2021	+50.08%	+27.36%
30/06/2019 - 30/06/2020	+3.48%	-11.03%
30/06/2018 - 30/06/2019	-0.88%	-2.17%
30/06/2017 - 30/06/2018	+13.83%	+9.23%
30/06/2016 - 30/06/2017	+32.25%	+22.43%

## Top 10 Holdings

Instrument	%
Future	8.88%
Prudential	3.57%
Next Fifteen	3.44%
Hutchmed	3.09%
Gamesys	3.08%
Clinigen	3.03%
CVS	2.97%
Liontrust Asset Management	2.91%
Alliance Pharma	2.89%
Dotdigital	2.58%

## All Sectors

Sector	%	Sector	%
Media & Entertainment	13.42%	Diversified Support Services	0.99%
Pharmaceuticals & Biotechnology	10.47%	Consumer Durables & Apparel	0.94%
Software & Services	10.28%	Technology Hardware & Equipment	0.72%
Commercial & Professional Services	9.85%	Capital Goods	0.70%
Consumer Services	9.44%	General Retailers	0.68%
Diversified Financials	5.20%	Household & Personal Products	0.67%
Insurance	4.78%	Banks	0.47%
Materials	3.33%	Publishing-Newspapers	0.39%
Health Care Equipment & Services	2.97%	Asset Management & Custody Banks	0.35%
Food & Staples Retailing	2.37%	Computer Services	0.24%
Real Estate	1.58%	Transportation	0.16%
Invest Mgmt/Advis Serv	1.34%	Semiconductors & Equipment	0.03%

Calculated using the 16:30 closing prices of stocks on a mid basis. Source: Slater Investments Ltd.

## Contact Details

### Slater Investments Limited

Nicholas House, 3 Laurence Pountney Hill

London, EC4R 0EU

[www.slaterinvestments.com](http://www.slaterinvestments.com)

### To deal in the Fund:

JTC Fund Services (UK) Ltd.

+44 (0) 203 893 1001

[Slater.dealing@jtcgroup.com](mailto:Slater.dealing@jtcgroup.com)

### General Enquiries:

Lisa Latham

+44 (0) 207 220 9365

[lisa@slaterinvestments.com](mailto:lisa@slaterinvestments.com)

**Risk Warning:** Past performance is not necessarily a guide to the future. The value of investments and the income from them may go down as well as up. Investors may not receive back their original investment. The Fund has a concentrated portfolio which means greater exposure to a smaller number of securities than a more diversified portfolio. Charges are not made uniformly throughout the period of the investment. This Fund invests in smaller companies and carries a higher degree of risk than funds investing in larger companies. The shares of smaller companies may be less liquid and their performance more volatile over shorter time periods. The Fund can also invest in smaller companies listed on the Alternative Investment Market (AIM) which also carry the risks described above. The Fund may invest in derivatives and forward transactions for the reduction of risk or costs, or the generation of additional capital or income with an acceptably low level of risk which is unlikely to increase the risk profile of the Fund significantly. This

document is provided for information purposes only and should not be interpreted as investment advice. If you have any doubts as to the suitability of an investment, please consult your financial adviser.

The latest Key Investor Information Document and Prospectus are available free of charge from Slater Investments Ltd and on their website. You are required to read the Key Investor Information Document before making an investment. Telephone calls may be recorded. Slater Investments Ltd, which is authorised and regulated by the Financial Conduct Authority, is the manager of the Slater Growth Fund. Slater Investments Ltd address is Nicholas House, 3 Laurence Pountney Hill, London, EC4R 0EU.

© All text and images. Slater Investments Ltd 2021.